

Welcome to our News page !

Please check back regularly with us for news and product announcements.

Express Cube USA received tremendous interest in our ExpressCube™ product lines at ProMat 2009 in Chicago, Illinois. Thanks to all who visited our booth!



Complete supported integrated solutions are available for popular shipping applications and logistics software providers. Check with your vendor to see how we can you can best benefit you!

Packaging and Measuring in the World of Dimensional Weight

World of Dimensional Weight

Virtually every courier company is now calculating an allowable (dimensional) weight for the size of the package that you are shipping. If your dimensional weight exceeds the actual weight, you will be charged based on the dimensional weight¹.

It is important that you understand how dimensioning equipment works, how your courier company determines the dimensional weight and the impact of proper packaging to minimize shipping costs.

¹ For a detailed description of the mathematics of dimensional weight and DIM factors, read *Understanding Dimensional Weight and DIM FACTORS* included in your ExpressCube Operators Guide or obtain a free copy from the ExpressCube website (www.expresscube.com)

How ExpressCube Measures Packages

The ExpressCube product line obtains dimensions by measuring the dimensions of three faces of the package placed on the machine. Each measurement is taken 90° from the axis of the other two measurements.

One measurement axis (length) is fixed on an edge but the other two axis do allow the operator to determine the point of measurement (illustrated in red). This is useful when measuring irregular packages as explained later in this document.



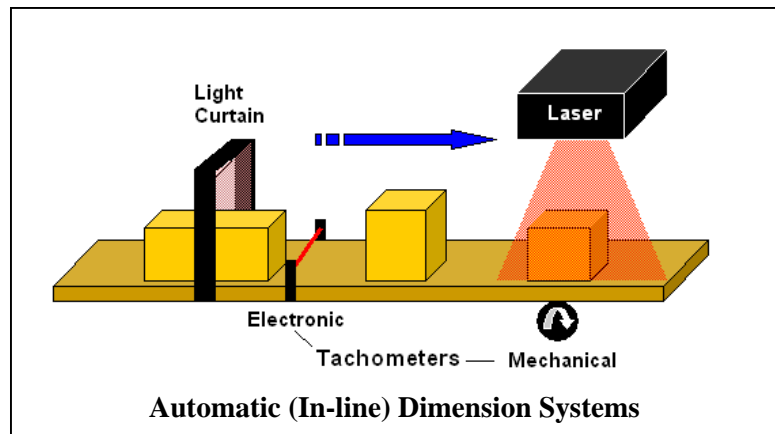
Important: The content provided in this document is provided as a service to the reader by ExpressCube.

The statements, configurations, data, and comments in this document are believed to be accurate and reliable, but are presented without express or implied warranty. Users must take full responsibility for their applications of information contained in this document.

How Laser & Light Curtain Conveyor Systems Measures Packages

Many large courier companies use automated (in-line) conveyor dimensioning systems to arrive at a dimensional weight. These systems may use a speed-based tachometer to measure the length of the parcel traveling on the conveyor and either a laser scanner or a light curtain (emitters/receivers) to determine height and width.

These automatic dimensioning systems are able to provide dimensions quickly. Without human intervention, automated devices measure the largest dimension on each axis irrespective if it is an actual part of the box, a fat packet of documents or a bulging flap. On a recent visit to a large courier depot, this author was able to change the chargeable weight indicated on a Laser dimensioning system by placing a pencil on top of the parcel.



Appreciating the nature of the automatic systems allows shippers to package wisely and predict the effect of the deformed boxes using the ExpressCube countertop unit (detailed below).

Know Your Courier’s Method of Calculating Dimensional Weight

It is possible for two different courier companies to use the same DIM factor on the same package and arrive at two different dimensional weights for calculating courier charges.

The mathematical formula for determining dimensional weight for a package using a set DIM Factor is equal to volume (LxWxH) divided by the DIM Factor. The ExpressCube dimensional weight calculation utilizes straight mathematics obtained by multiplying the displayed dimensions and dividing by the DIM Factor.

The mathematical dimensional weight of a package 12¼ “ x 18½ “ x 24¼ “
DIM Factor = 194:

Volume	Volume	12.25x18.5x24.25 in ³	5496 in ³ lb	28.3 lb
DIM Factor	Volume / lb	194 in ³ /lb	194 in ³	

Important: The content provided in this document is provided as a service to the reader by ExpressCube.

The statements, configurations, data, and comments in this document are believed to be accurate and reliable, but are presented without express or implied warranty. Users must take full responsibility for their applications of information contained in this document.

There are some courier companies that round up measurements before they are used in calculations. This can have a significant cost impact, particularly on smaller packages. These courier companies would calculate the dimensional weight as follows:

The rounding up method to calculate dimensional weight of a package
 13 (12¼) " x 19 (18½) " x 25 (24¼) " DIM Factor = 194:


Volume	Volume	13x19x25 in ³	6175 in ³ lb	31.8 lb
DIM Factor	Volume / lb	194 in ³ /lb	194 in ³	

In this example, subtle differences currently in use by two major couriers to calculate the dimensional weight of the same package would result in one charge based on 28.3 lb and another charge based on 31.8 lb.

Minimizing Package Size

Long gone are the days when a small item is thrown in an oversized carton and then surrounded in foam chips. It is possible to quickly surpass the value of the protected item with excessive shipping cost if a careful analysis is not used to determine the appropriate insulation required to protect an item.

While it is important to keep the size of the carton to a minimum, it is also important to find boxes that fit the item to be shipped properly. If an irregular item is presented to most courier companies, they will calculate the dimensional weight based on *'the minimum dimensions of a carton that would contain the irregular package'*. Loosely translated, the maximum measurements obtained by the automatic dimensioning systems will be used to determine the dimensional weight for invoicing.



These actual photos illustrate how sloppy packaging can incur extra shipping costs from dimensional weight. If the item pictured in the left photo was placed flat in a fitted box there could have been a 35% savings in shipping costs. Furthermore, irregular packaging is harder to handle and store making it much more vulnerable to damage.



Important: The content provided in this document is provided as a service to the reader by ExpressCube.

The statements, configurations, data, and comments in this document are believed to be accurate and reliable, but are presented without express or implied warranty. Users must take full responsibility for their applications of information contained in this document.

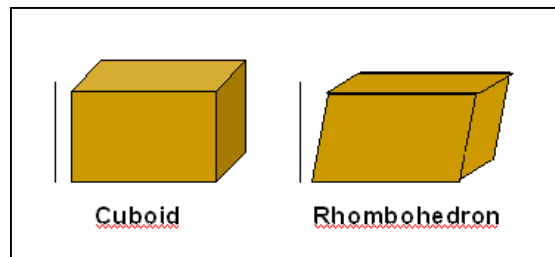
Remember that box manufacturers quote inside dimensions. The outside dimension used to calculate your dimensional weight will depend on the thickness of the cardboard, how it is folded and taped, the thickness of documentation, and, how a courier company treats fractional measurements in their calculations (as detailed above).

Measuring Packages on ExpressCube Dimensioning Systems

To acquire accurate measurements, the box should be placed such that the back surface of the box is in full contact with the rear height surface of the ExpressCube unit. The box must cover the three sensor arrays completely.

If the box is relatively light (e.g. pharmaceuticals, electronic components, etc), keep the top and bottom sealed flaps away from the ExpressCube surfaces (i.e. to the left and right sides of the operator). This procedure will negate any slight bulge on the openings that can cause the box to 'rock' on the surface due to the light weight of the box.

It is possible from box assembly or the contents that the box can become 'skewed' (some angles are not 90°) causing the box to change shape from a cuboid to a rhombohedron. Because two sides are 'skewed', there are two or more surfaces that will not rest flush against the ExpressCube height measuring array. To obtain an accurate measurement, rotate the box 90° to place a full contact surface against the height measuring array.



Note: The volume obtained by the ExpressCube for a rhombohedron for calculating dimensional weight will be accurate but as the box becomes more 'skewed', there will be a point that the courier company will treat the rhombohedron as an irregular shape and assess a volume based on the minimum size cuboidal box that could contain it. (If the edge of one side is 'skewed' 2" from the 90° axis, the courier company will calculate dimensional weight based on a box 2" larger in that dimension.)

Important: The content provided in this document is provided as a service to the reader by ExpressCube.

The statements, configurations, data, and comments in this document are believed to be accurate and reliable, but are presented without express or implied warranty. Users must take full responsibility for their applications of information contained in this document.

Measuring Irregular Cartons¹ With ExpressCube

ExpressCube systems are designed and rated for the measurement of cuboidal boxes. As illustrated above, understanding the method used by courier companies to determine the dimensional weight of an irregular shaped package allows an operator to obtain similar measurements on the ExpressCube by orienting the package on the platform to obtain the maximum dimensions.

¹The irregular carton measured on the ExpressCube must consist of flat surfaces of which at least two must be at 90° angles. Curved surfaces such as cylinders, liquid containers, bags, and pouches cannot be measured and such articles must be quoted by the courier/shipping company to determine the final cost.

To obtain the dimensional weight of an irregular carton, rotate the object on the measurement platform such that the largest portions of the carton cover the sensor arrays. Remember that the length, width and height designations of the carton are arbitrary axis assignments to obtain a volume measurement – that is – freely rotate the carton on any axis to allow a measurement to be taken. Samples of measurement techniques are illustrated in the photos below.



Important: The content provided in this document is provided as a service to the reader by ExpressCube.

The statements, configurations, data, and comments in this document are believed to be accurate and reliable, but are presented without express or implied warranty. Users must take full responsibility for their applications of information contained in this document.



Your cubing and reweighing solution.

Points Summary

- Dimensional Weight calculations using identical measurements can vary with different carriers. Check with each carrier for calculation method.
- Carton dimensions quoted by manufacturers describe the inside dimensions. The dimensions used by carriers will depend on package thickness, etc.
- Automatic (in-line) dimensioning systems generally measure the largest dimension in a direction including packaged invoices, tape bulges, skewed shapes, etc.
- Use proper fitting cartons to minimize dimensional weight and avoid damage.
- ExpressCube systems can be used to measure maximum dimensions on most irregular cartons by rotation and placement location on the measuring surface. (See detailed description above).

Important: The content provided in this document is provided as a service to the reader by ExpressCube.

The statements, configurations, data, and comments in this document are believed to be accurate and reliable, but are presented without express or implied warranty. Users must take full responsibility for their applications of information contained in this document.